ARMADI BATTENTI
HINGED WARDROBES

SYSTEM 20

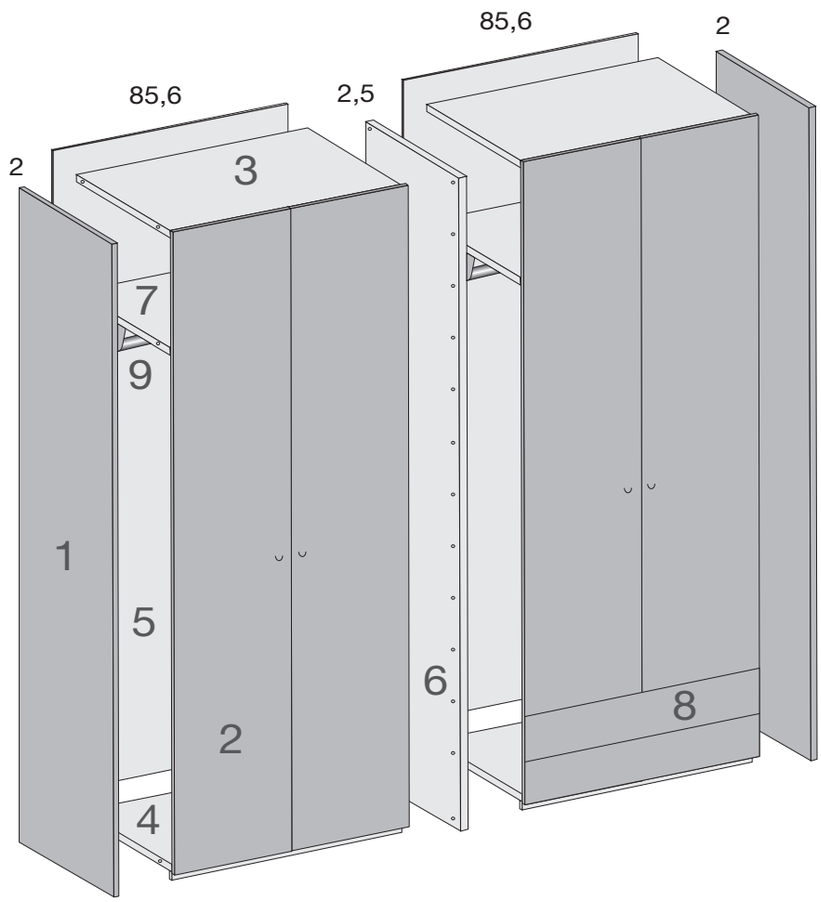

Componenti armadio Wardrobe components			**Spessore** Thickness
1	**FIANCO** SIDE	**Pannelli di particelle di legno bordati su 4 lati e forati con passo 16 cm.** **I fianchi sono forniti di serie con punzonatura totale e premontaggio della ferramenta per basi, cappelli, frontali e cassetti.** Panels of wooden particles with edges on 4 sides and drilled with a 16 cm range. Standard sides are supplied with total punching and pre-assembly of the hardware for bases, tops, front parts and drawers.	**2 cm**
2	**ANTA** DOOR	**Pannelli di particelle di legno bordati sui 4 lati con cerniere a rientro rallentato.** Panels of wooden particles with edges on 4 sides with soft-close hinges.	**2 cm**
3	**CAPPELLO** TOP	**Pannelli di particelle di legno bordati sui 4 lati.** Panels of wooden particles with edges on 4 sides.	**2,5 cm**
4	**BASE** BASE	**Pannelli di particelle di legno bordati su 4 lati e completi di zoccolo e livellatori.** Panels of wooden particles with edges on 4 sides including plinth and level adjusters.	**2,5 cm**
5	**SCHIENA** BACK	**Pannelli di particelle di legno non bordati e rifiniti in ambedue le facciate.** Panels of wooden particles with no edges and finished in both sides front and back.	**0,8 cm**
6	**DIVISORE** PARTITION	**Pannelli di particelle di legno bordati su 4 lati e forati su entrambi i lati con passo 16 cm.** Panels of wooden particles with edges on 4 sides and both sides with a 16 cm range.	**2,5 cm**
7	**RIPIANI INTERNI** INTERNAL SHELVES	**Pannelli di particelle di legno bordati su 4 lati.** Panels of wooden particles with edges on 4 sides.	**2,5 cm** **4 cm**
8	**CASSETTI** DRAWERS	**Frontale in pannelli di particelle di legno bordati su 4 lati, spondine in PVC e guide QUADRO® con rallentante integrato** Front part in wooden particles panels with edges on 4 sides, sides in PVC and QUADRO® rails with slow-motion included	**2 cm**
9	**APPENDIABITI** HANGING RAIL	**Ove presente, il tubo appendiabiti di serie fornito è in alluminio.** **In opzione, con maggiorazione, è possibile avere il tubo appendiabiti quadro o il servetto appendiabiti in alluminio** If present, the provided hanging rail is in aluminium by default. As optional and with the due supplement, it is possible to put quadro hanging rail or the clothes lift in aluminium	

Ingombri e altezze fianchi
Measures and sides heights

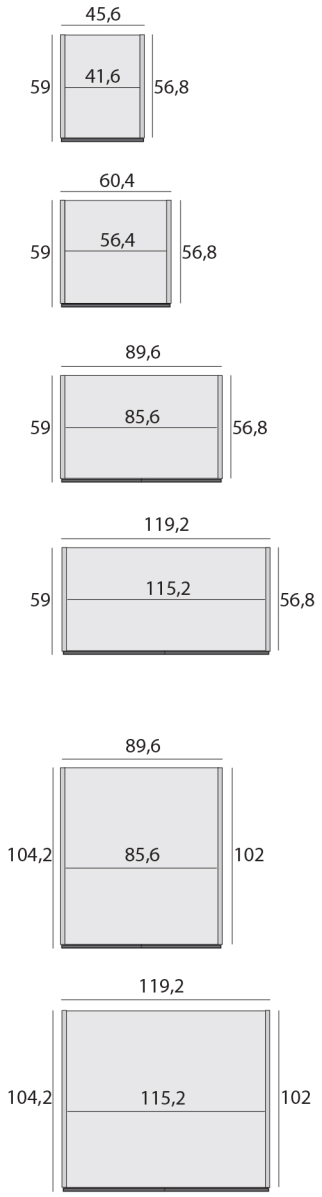

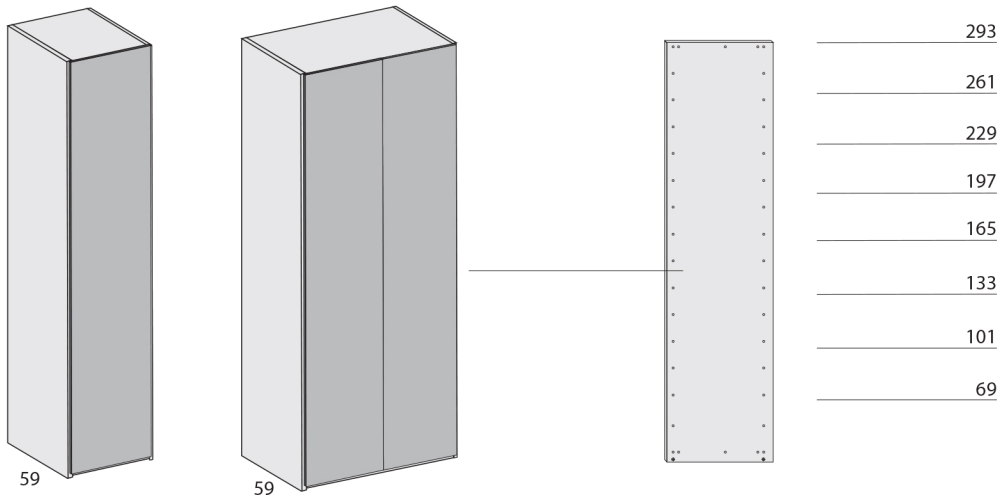

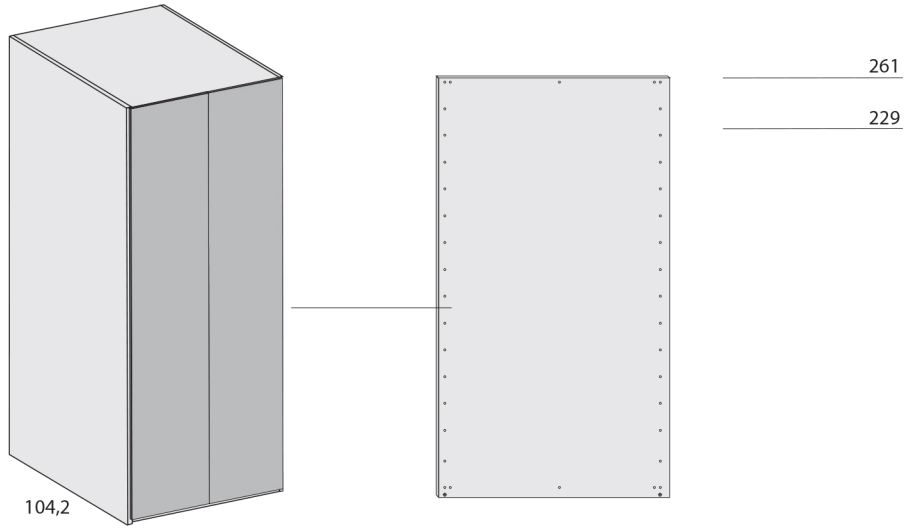



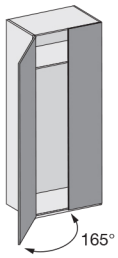

Caso in cui l'anta può avere un'apertura fino a 165°
Situation where the door can be open till 165°

Componibilità
Modularity

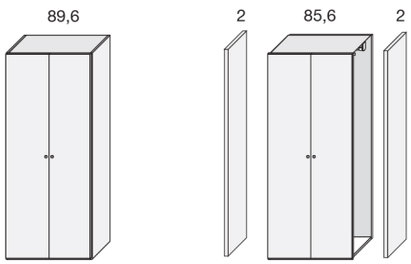

Esempio colonna singola
Example of single column

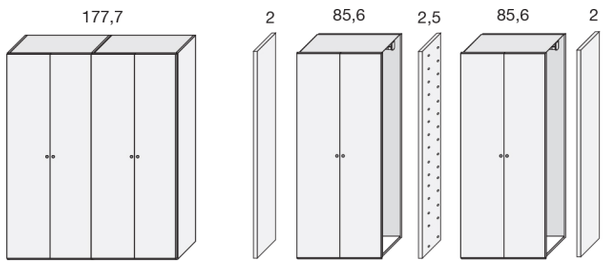

Esempio 2 colonne affiancate
Example of 2 columns

Esempi di componibilità
Modularity examples

89,7

41,6	41,6

104,5

41,6	56,4

119,3

56,4	56,4

133,7

41,6	85,6

133,8

41,6	41,6	41,6

148,6

41,6	56,4	41,6

163,4

41,6	56,4	56,4

177,8

41,6	85,6	41,6

178,1

115,2	56,4

178,2

56,4	56,4	56,4

207,4

56,4	85,6	56,4

221,8

85,6	41,6	85,6

236,6

85,6	56,4	85,6

237

56,4	115,2	56,4

265,8

85,6	85,6	85,6

266,3

85,6	56,4	56,4	56,4

280,7

85,6	56,4	41,6	85,6

281

115,2	41,6	115,2

295,5

85,6	56,4	56,4	85,6

309,9

85,6	85,6	85,6	41,6

324,7

85,6	85,6	85,6	56,4

383,6

85,6	85,6	85,6	56,4	56,4

Ingombri e altezze fianchi
Measures and sides heights

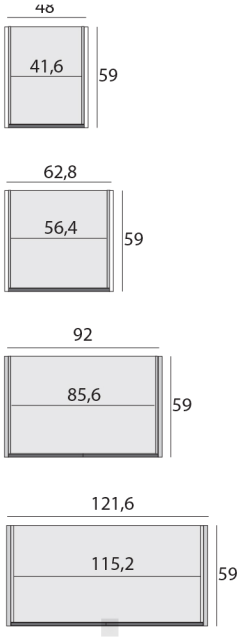

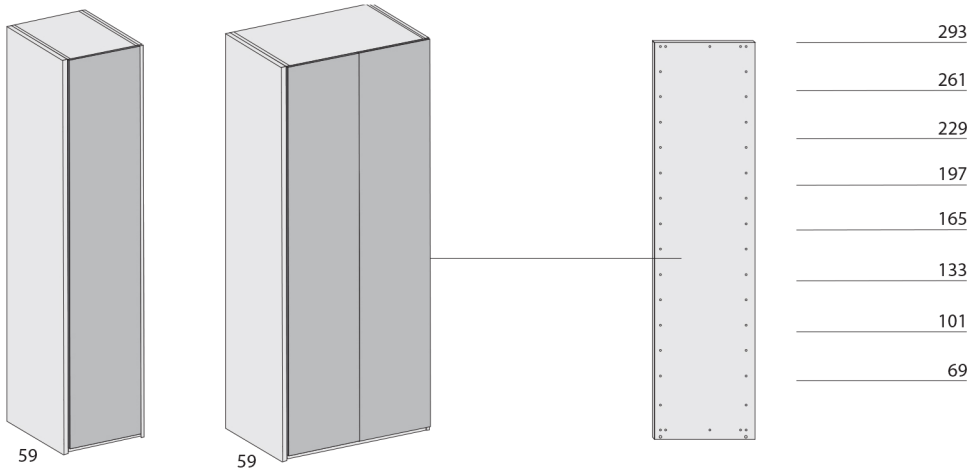

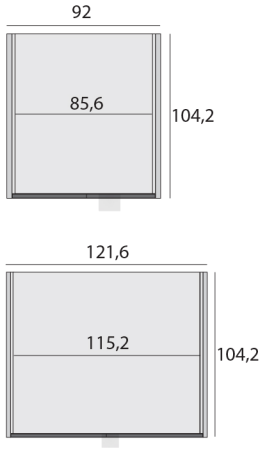

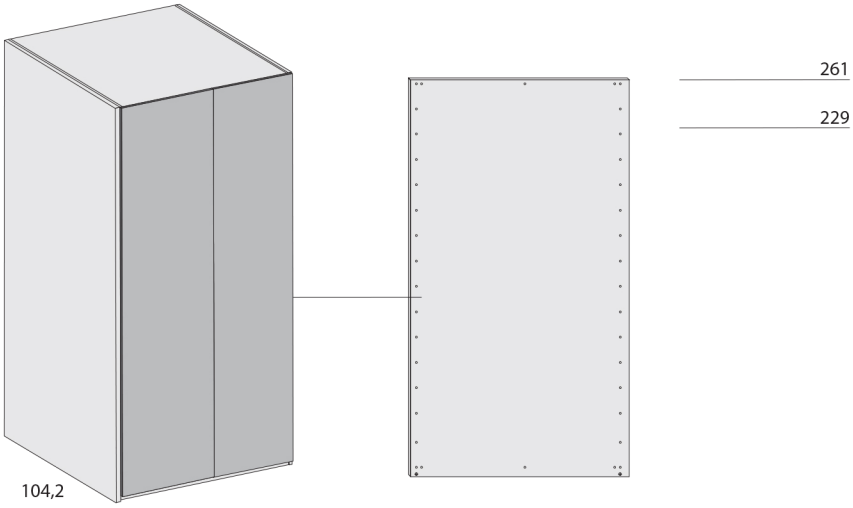



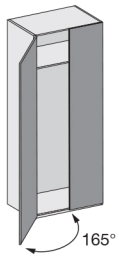

Caso in cui l'anta può avere un'apertura fino a 165°
Situation where the door can be open till 165°

Componibilità
Modularity

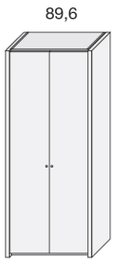

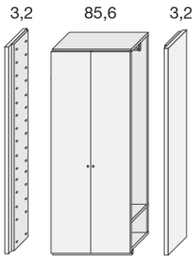

Esempio colonna singola
Example of single column

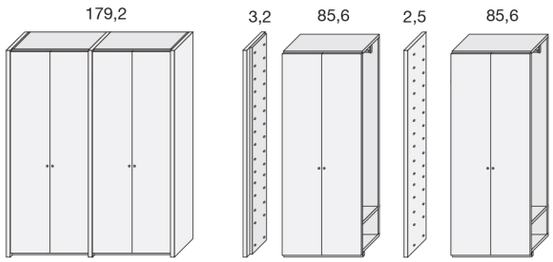

Esempio 2 colonne affiancate
Example of 2 columns

Esempi di componibilità
Modularity examples

106,9
41,6 | 56,4

121,7
56,4 | 56,4

136,1
41,6 | 85,6

136,2
41,6 | 41,6 | 41,6

151
41,6 | 56,4 | 41,6

165,8
41,6 | 56,4 | 56,4

180,2
41,6 | 85,6 | 41,6

180,6
56,4 | 56,4 | 56,4

209,8
56,4 | 85,6 | 56,4

224,2
85,6 | 41,6 | 85,6

239
85,6 | 56,4 | 85,6

239,4
56,4 | 115,2 | 56,4

268,2
85,6 | 85,6 | 85,6

268,7
85,6 | 56,4 | 56,4 | 56,4

283,4
115,2 | 41,6 | 115,2

297,9
85,6 | 56,4 | 56,4 | 85,6

312,3
85,6 | 85,6 | 85,6 | 41,6

327,1
85,6 | 85,6 | 85,6 | 56,4

386
85,6 | 85,6 | 85,6 | 56,4 | 56,4

ARMADI BATTENTI - ARMADI SCORREVOLI
HINGED WARDROBES - SLIDING WARDROBES

Attrezzatura interna
Internal equipment

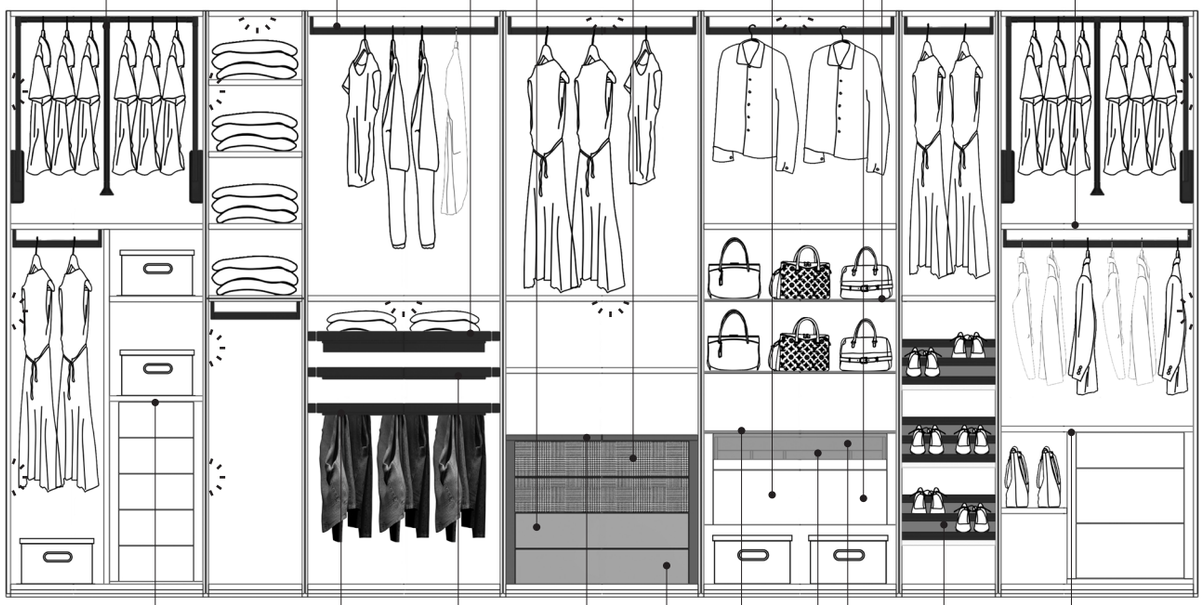

Tutte le cassettiere interne prevedono il montaggio sospese o in appoggio. Da specificare all'ordine
All the inner chest of drawers can be hanging or free-standing installed. To be specified in order request

Ripiano contenitore estraibile
Pull-out shelf with bowl

Cassetto con stampa digitale
Drawer with digital print

Tubo appendiabiti QUADRO
QUADRO hanging rail

Ripiano in vetro
Glass shelf

Servetto appendiabiti
Clothes lift

Cassetto
Drawer

Cassettone
High drawer

Ripiano lineare in legno sp. 2,5/4 cm
Wooden shelf th. 2,5/4 cm

Ripiano porta pantaloni estraibile
Trousers rack shelf

Top in legno
Wooden top

Top in vetro
Glass top

Ripiano portascarpe
Shoes rack shelf

Cassettiera interna con 5 cassetti
Inner chest of drawers with 5 drawers

Ripiano contenitore in vetro estraibile
Pull-out glass shelf

Organizer per cassetto
Organizer for drawer

Cassettiera interna con 3 cassetti e 2 ripiani
Inner chest of drawers with 3 drawers and 2 shelves

Cassettiera interna in nobilitato o laccato. Frontale cassetto nobilitato, laccato opaco, vetro laccato, specchiato o vetro retrostampato (solo collezione VETRO-VERO)
Inner chest of drawers. Melamine or lacquered finish. Front part drawers melamine, lacquered, lacquered glass, mirrored glass or backprinted glass (VETRO-VERO collection only)

Ripiano estraibile con e senza vetro
Pull-out shelf with and without glass

Luce led ad incasso per fianco con di cavo L. 150 cm e attacco per trasformatore
Embedded side led light with cable W. 150 cm and connection for transformer

Luce led inclinata ad incasso per ripiani
Inclined embedded led light for shelf

ARMADI BATTENTI
HINGED WARDROBES

Tipologie di ante battenti
Hinged doors kinds

Anta vetro extrachiaro retrolaccato
Extra-clear back lacquered glass door

Anta vetro laccato retrostampato (solo collezione VETRO-VERO)
Lacquered and backprinted glass door (VETRO-VERO collection only)

Attrezzatura interna, accessori, componenti
Internal equipment, accessories, components

Finitura anta nobilitato, laccato, laccato lucido, essenza, essenza lucida
Melamine, lacquered, glossy lacquered, wood, glossy wood door finish

Anta vetro con telaio alluminio nero, vetro fumè o stop-sol. Stampa digitale a righe orizzontali (nero/tortora) solo su vetro fumè.
Door with aluminium frame black color, smoked or stop-sol glass. Digital print with horizontal stripes (nero/tortora) on smoked glass only

Anta vetro con telaio alluminio nero con pellicola tessuto semitrasparente applicata solo su vetro trasparente extrachiaro
Door with aluminium frame black color with semi-transparent fabric film applied on extra-clear transparent glass only

FINITURE
FINISHES

NOBILITATO PER INTERNI
MELAMINE FOR INNER PARTS

No

Gli elementi interni: cappello, base, schiena, ripiani e divisore hanno la stessa finitura su tutti e 4 i lati. Tutti gli elementi interni possono essere finiti in 6 nobilitati: bianco, ghiaccio, trama tessuto, tundra, noce, olmo scuro.
Specificare la finitura al momento dell'ordine (in caso di mancata specifica gli interni verranno realizzati in nobilitato bianco).

Internal parts: top, base, back, shelves and intermediate partition have the same finish on all the 4 sides. All internal parts can be in 6 melamine finishes: bianco, ghiaccio, trama tessuto, tundra, noce, olmo scuro. Please always specify the finish at the moment to place the order (where else, the internal parts will be made in bianco melamine).

NB bianco



NH ghiaccio

NT trama tessuto

N5 tundra



NQ noce

NG olmo scuro

I fianchi finali degli armadi battenti e scorrevoli spessore 2 / 2,8 cm hanno il lato interno in finitura solo nobilitato per interni.
Hinged and sliding door wardrobes end sides thickness 2 / 2,8 cm have inner side finish in melamine for inner parts only.

Colori indicativi. Per verificare i toni reali consultare campioni.
Colours as indications. In order to check the real shades, refer to samples.

OFF
On - Off

FINITURE
FINISHES

NOBILITATO
MELAMINE

No

Pannelli di particelle di legno bordati sui 4 lati nella stessa finitura.
La venatura della finitura in nobilitato segue sempre l'orientamento del pannello interessato.

Panels of wooden particles with edges on 4 sides in the same finish.
The wood grain of the melamine finish always follows the direction of the related panel.

NB bianco

NH ghiaccio

NL limo

NA tortora

NT trama tessuto

N3 olmo calce

N4 olmo bio

N5 tundra

NQ noce

NG olmo scuro

Colori indicativi. Per verificare i toni reali consultare campioni.
Colours as indications. In order to check the real shades, refer to samples.

La

Pannelli di particelle di legno bordati sui 4 lati nella stessa finitura.

Panels of wooden particles with edges on 4 sides in the same finish.

43 mandarino

69 mustard yellow

57 melone

18 yellow rose

76 limo

30 rosa delicata

83 caramello

73 verde jungla

04 verde lime

03 verde tè

02 verde pastello

14 cielo

10 imola

79 ribes

54 melanzana

68 lampone

Colori indicativi. Per verificare i toni reali consultare campioni.
Colours as indications. In order to check the real shades, refer to samples.

49 tintoretto

66 glicine

71 blu prussia

44 cina

82 azzurro polvere

24 avio

47 argilla

41 cappuccino

35 avana

29 caffè *

78 tortora *

09 biscotto *

65 corda

01 magnolia *

50 lavagna *

46 muschio

81 grigio fumé

48 pioggia

55 alluminio

42 ghiaccio *

51 grafite *

52 blu ombra *

20 nero

39 bianco *

* Per questi colori è possibile avere la finitura LACCATO LUCIDO (LL)
GLOSSY LACQUERED (LL) finish available for these colours

LL

Colori indicativi. Per verificare i toni reali consultare campioni.
Colours as indications. In order to check the real shades, refer to samples.

Pannelli di particelle di legno bordati sui 4 lati nella stessa finitura.
La venatura della finitura in essenza segue sempre l'orientamento del pannello interessato.

Panels of wooden particles with edges on 4 sides in the same finish.
The wood grain of the melamine finish always follows the direction of the related panel.

Es

E1 rovere naturale

E3 olmo termotrattato

FF rovere fumè

E2 rovere carbone

* Per questi colori è possibile avere la finitura ESSENZA LUCIDA (EL)
GLOSSY WOOD (EL) finish available for these colours

EL

Colori indicativi. Per verificare i toni reali consultare campioni.
Colours as indications. In order to check the real shades, refer to samples.

OFF
On - Off

FINITURE
FINISHES

ANTE VETRO SPECCHIATO
MIRRORED GLASS DOORS

Ante composte da pannelli nobilitati "No" o laccati "La" di particelle di legno bordati sui 4 lati nella stessa finitura.
Nel caso di utilizzo di pannelli nobilitati "No" è possibile usare solo nobilitati per interni.
Specchio sp. 0,4 cm applicato al pannello.

Doors composed by "No" melamine or "La" laquered panels of wooden particles with edges on 4 sides in the same finish.
In case of “No” melamine panels it is possible to use melamine for inner parts only.
Mirror th. 0,4 cm applied on the panel.

Sezione anta (System 20/32)
Door section (System 20/32)

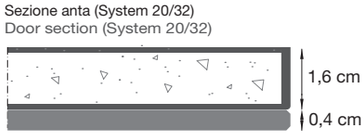

No + Ves1

Sezione anta (System 20/32)
Door section (System 20/32)

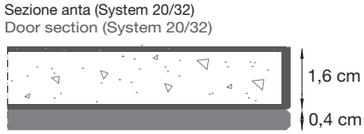

La + Ves1

SP Vetro specchiato / Mirrored glass

SG Vetro specchiato grigio / Mirrored grey glass

SB Vetro specchiato bronzo / Mirrored bronze glass

Colori indicativi. Per verificare i toni reali consultare campioni.
Colours as indications. In order to check the real shades, refer to samples.

FINITURE
FINISHES

ANTE VETRO EXTRACHIARO RETRO LACCATO
EXTRA-CLEAR BACK LACQUERED GLASS DOORS

Ante composte da pannelli nobilitati "No" o laccati "La" di particelle di legno bordati sui 4 lati nella stessa finitura.
Nel caso di utilizzo di pannelli nobilitati "No" è possibile usare solo nobilitati per interni.
Vetro retro laccato sp. 0,4 cm applicato al pannello.
Nel caso in cui il vetro sia inserito nelle ante delle colonne SYSTEM 20/32 è sempre temperato.

Doors composed by "No" melamine or "La" laquered panels of wooden particles with edges on 4 sides in the same finish.
In case of “No” melamine panels it is possible to use melamine for inner parts only.
Extra-clear back laquered glass th. 0,4 cm applied on the panel.
The glass which is applied on the SYSTEM 20/32 columns doors is always tempered.

Sezione anta (System 20/32)
Door section (System 20/32)

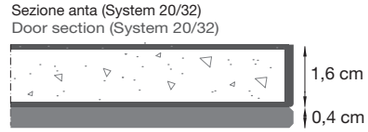

No + VLa

Sezione anta (System 20/32)
Door section (System 20/32)

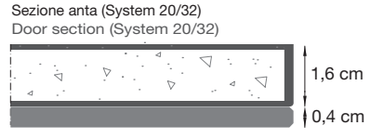

La + VLa

43 mandarino

69 mustard yellow

57 melone

18 yellow rose

76 limo

30 rosa delicata

83 caramello

73 verde jungla

04 verde lime

03 verde tè

02 verde pastello

14 cielo

10 imola

79 ribes

54 melanzana

68 lampone

Colori indicativi. Per verificare i toni reali consultare campioni.
Colours as indications. In order to check the real shades, refer to samples.

49 tintoretto

66 glicine

71 blu prussia

44 cina

82 azzurro polvere

24 avio

47 argilla

41 cappuccino

35 avana

29 caffè

78 tortora

09 biscotto

65 corda

01 magnolia

50 lavagna

46 muschio

81 grigio fumé

48 pioggia

55 alluminio

42 ghiaccio

51 grafite

52 blu ombra

20 nero

39 bianco

Colori indicativi. Per verificare i toni reali consultare campioni.
Colours as indications. In order to check the real shades, refer to samples.

OFF On - Off VETRO®

VETRO-VERO, non un gioco di parole ma una tecnologia ideata dal nostro laboratorio che dà vita ad un connubio tra la lucentezza del vetro e la purezza di molteplici materiali nobili.

VETRO-VERO, not a play on words, but a techlonogy which our laboratory conceived in the aim of joining the shininess of the glass with the pureness of multiple precious materials.

Finitura per frontali composta da vetro trasparente extrachiaro retro stampato con immagini digitali di tessuto, marmo e cemento.

Finish for front parts composed by extra-light transparent glass with printed digital images of fabric, marble and cement on back.

TESSUTO

WDBLI001


WDBLI005


WDBLI016


WDBLI018


WDBLI021


WDBLI023


WDCAN002


WDCAN011

WDCAN012


WDCON007


WDCON032


WDCON100


WDSCU004


WDSCU006


WDSCU007

OFF On - Off VETRO®

Stampa digitale su vetro con immagini di TESSUTO, MARMO E CEMENTO
Digital print on glass with images of TESSUTO, MARMO E CEMENTO


WDT240


WDT241


WDT242


WDT243

WDT244


WDT245


WDT246

WDT260

WDT261

WDT262

MARMO


WDMAR001

WDMAR002

CEMENTO

WDCEM001

WDCEM002

MANIGLIE
HANDLES

Maniglie
Handles

Le maniglie vengono posizionate di default con centro foro maniglia ad altezza 116,7 cm, su richiesta è possibilie il posizionamento personalizzato.
The handles are positioned at height 116,7 cm from floor till the centre of the handle, on request it is possible to customize their position.

	L W	A H	P D	Codice Code
Maniglia in alluminio Aluminium handle **consigliata per cassetti o comodini** recommended for drawers or night tables	1,0	7,4	3,2	**PX04**

finitura solo colore alluminio
finish aluminium only

	L W	A H	P D	Codice Code
Maniglia in alluminio Aluminium handle	1,2	17,0	3,8	**PX05**

finitura solo colore alluminio
finish aluminium only

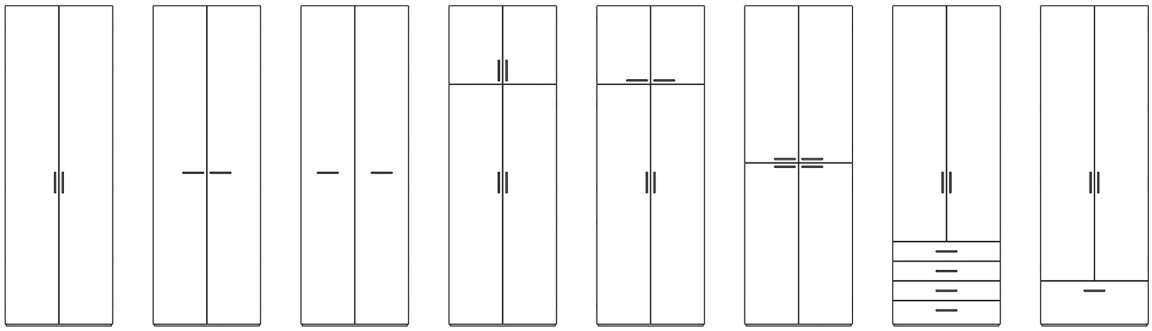

	L W	A H	P D	Codice Code
Maniglia in alluminio Aluminium handle	0,8	17,0	3,0	**PM51**

finitura solo colore nero
finish black only

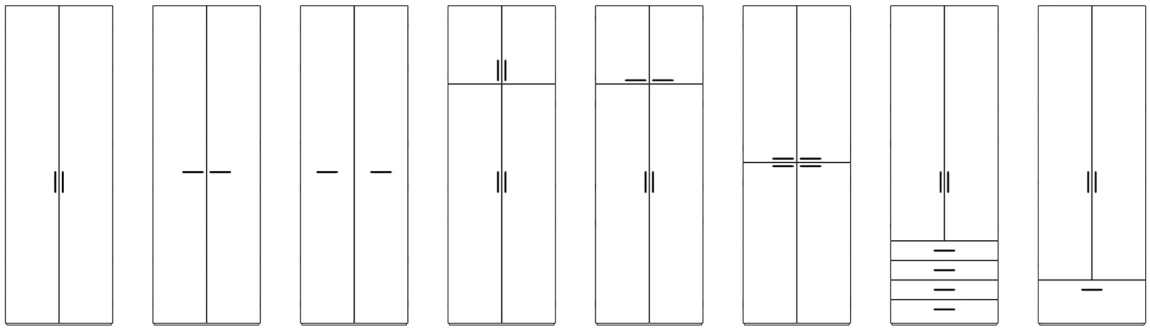

	L W	A H	P D	Codice Code
Maniglia in alluminio Aluminium handles	0,8	33,0	3,0	**PM52**

finitura solo colore nero
finish black only

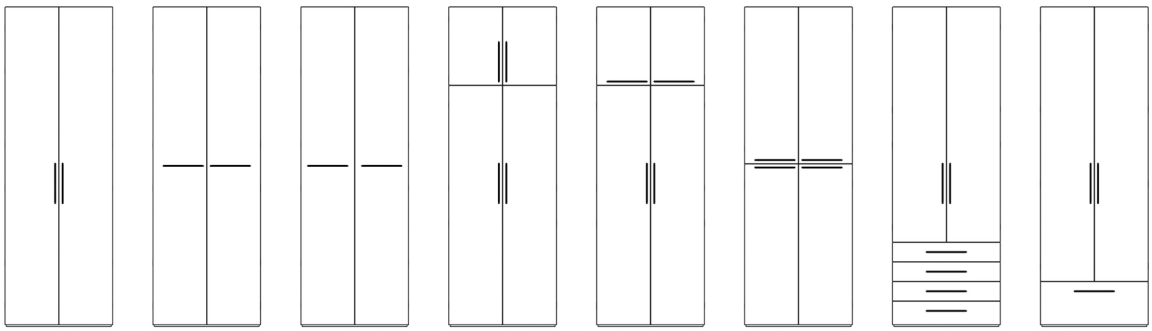

MANIGLIE
HANDLES

Maniglie
Handles

Le maniglie vengono posizionate di default con centro foro maniglia ad altezza 116,7 cm, su richiesta è possibilie il posizionamento personalizzato.
The handles are positioned at height 116,7 cm from floor till the centre of the handle, on request it is possible to customize their position.

	L W	A H	P D	Codice Code	Laccato Lacquered
Maniglia in legno Wooden handle **consigliata per cassetti o comodini** advisable for drawers or night tables	1,5	20,0	3,5	**PM41B**	
Maniglia in legno Wooden handle	1,5	33,8	3,5	**PM42**	
Maniglia in legno Wooden handle	1,5	48,6	3,5	**PM43**	
Maniglia in legno Wooden handle	1,5	84,4	3,5	**PM44**	

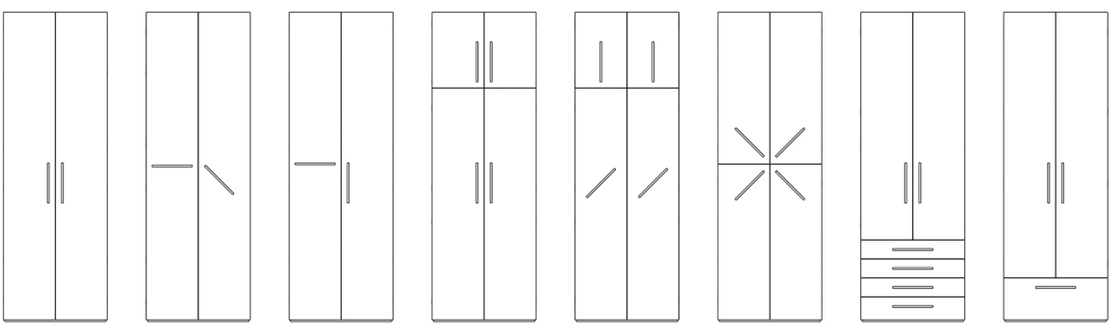

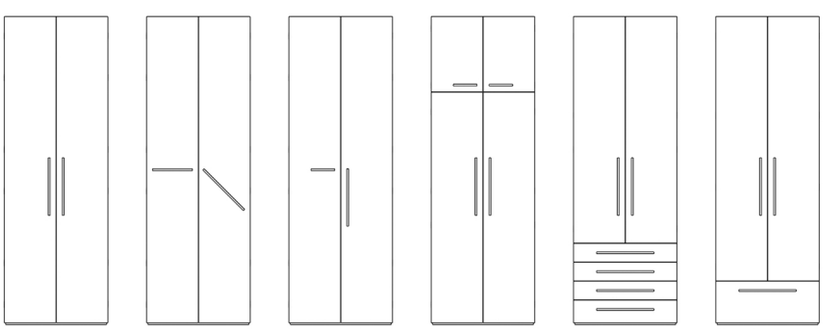

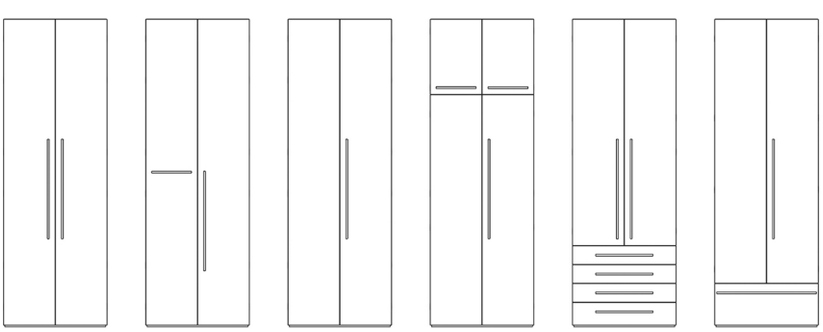

MANIGLIE
HANDLES

Maniglie
Handles

Le maniglie vengono posizionate di default con centro foro maniglia ad altezza 116,7 cm, su richiesta è possibilie il posizionamento personalizzato.
The handles are positioned at height 116,7 cm from floor till the centre of the handle, on request it is possible to customize their position.



FIOCCO maniglia in metallo
FIOCCO metal handle

solo finitura laccato
lacquered finish only

L W	A H	P D	Codice Code	Laccato Lacquered
8,0	10,0	3,7	**PM31**	

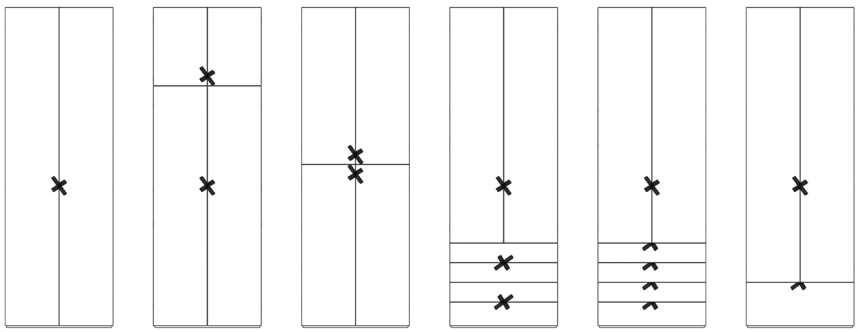



ARROW maniglia in metallo
ARROW metal handle

finitura solo colore nero
finish black only

14,8	4,0	2,5	**PM90S**	

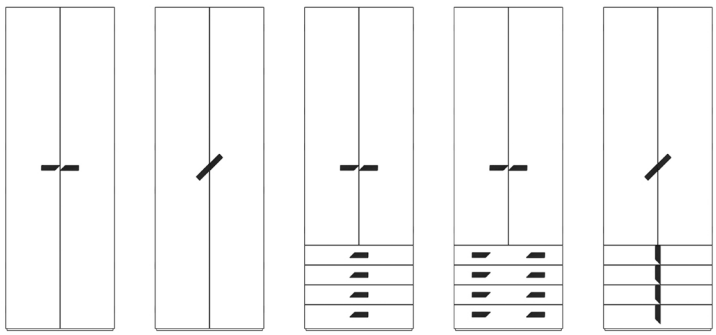

SAIL maniglia in metallo
SAIL metal handle

solo finitura laccato
lacquered finish only

maniglia Dx L handle	2,5	20,0	2,5	**PM91D**	
maniglia Sx R handle	2,5	20,0	2,5	**PM91S**	

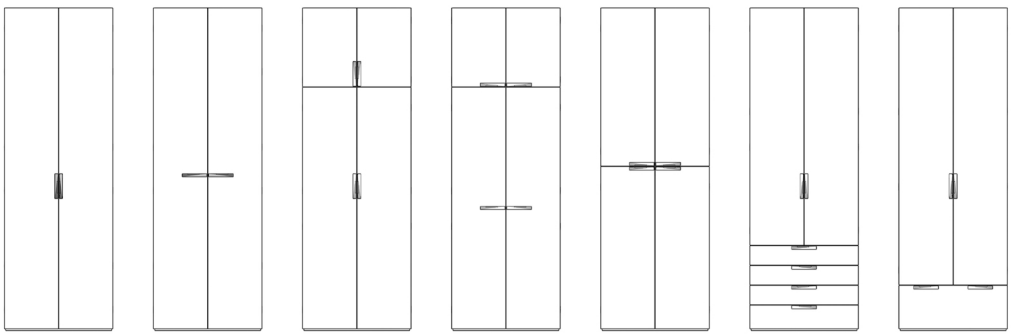



LINE maniglia in metallo
LINE metal handle

solo finitura laccato
lacquered finish only

utilizzabile esclusivamente della stessa altezza dell'anta
to be used in the same height of the door only

possibilità di maniglia su misura in altezza, per il prezzo fare riferimento alla misura immediatamente superiore
chance of customizing the handle in height, to quote it please refer to the next bigger size

in caso di coppia di ante si consiglia l'utilizzo di una sola maniglia
in case of couple of doors, it is recommended to use one handle only

	L W	A H	P D	Codice Code
A. / H. 69 cm	1,3	67,1	4,0	**PM32**
A. / H. 101 cm	1,3	99,1	4,0	**PM33**
A. / H. 133 cm	1,3	131,1	4,0	**PM34**
A. / H. 165 cm	1,3	163,1	4,0	**PM35**
A. / H. 197 cm	1,3	195,1	4,0	**PM36**
A. / H. 229 cm	1,3	227,1	4,0	**PM37**
A. / H. 261 cm	1,3	259,1	4,0	**PM38**
A. / H. 293 cm	1,3	291,1	4,0	**PM39**

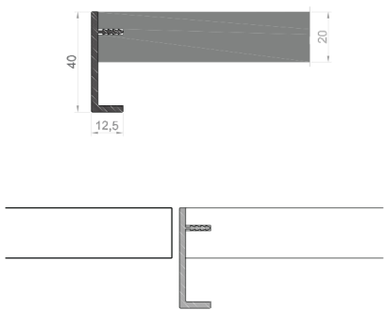

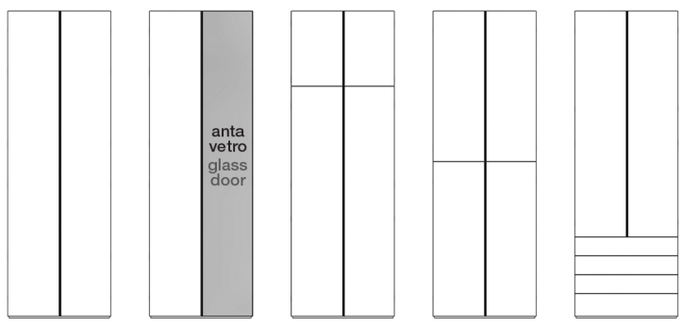

TRACK maniglia ad incasso
TRACK recessed handle

solo finitura laccato
lacquered finish only

utilizzabile esclusivamente della stessa altezza dell'anta
to be used in the same height of the door only

possibilità di maniglia su misura in altezza, per il prezzo fare riferimento alla misura immediatamente superiore
chance of customizing the handle in height, to quote it please refer to the next bigger size

in caso di coppia di ante si consiglia l'utilizzo di una sola maniglia
in case of couple of doors, it is recommended to use one handle only

A. / H. 69 cm	3,0	67,1	2,1	**PM82**
A. / H. 101 cm	3,0	99,1	2,1	**PM83**
A. / H. 133 cm	3,0	131,1	2,1	**PM84**
A. / H. 165 cm	3,0	163,1	2,1	**PM85**
A. / H. 197 cm	3,0	195,1	2,1	**PM86**
A. / H. 229 cm	3,0	227,1	2,1	**PM87**
A. / H. 261 cm	3,0	259,1	2,1	**PM88**
A. / H. 293 cm	3,0	291,1	2,1	**PM89**

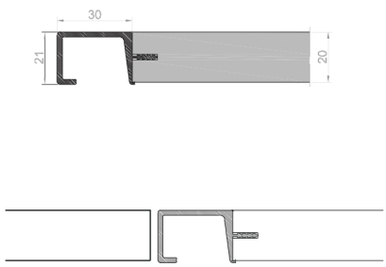

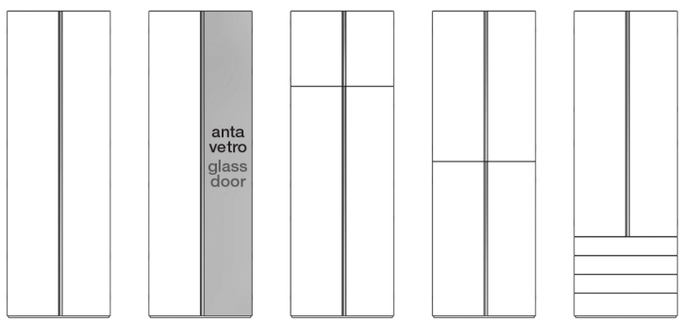

MANIGLIE
HANDLES

Maniglie
Handles

Le maniglie vengono posizionate di default con centro foro maniglia ad altezza 116,7 cm, su richiesta è possibilie il posizionamento personalizzato.
The handles are positioned at height 116,7 cm from floor till the centre of the handle, on request it is possible to customize their position.

CODE
Maniglia verticale
Vertical handle



Codice Code	L W	A H	P D
PM63	12,0	227,1	2,0
PM64	12,0	259,1	2,0
PM61	20,0	227,1	2,0
PM62	20,0	259,1	2,0

PM63	12,0	227,1	2,0
PM64	12,0	259,1	2,0
PM61	20,0	227,1	2,0
PM62	20,0	259,1	2,0

Nobilitato - Bianco - Antracite
Melamine - Bianco - Antracite

Laccato
Lacquered

Nobilitato Vetro laccato
Melamine Lacquered glass

Laccato Vetro laccato
Lacquered Lacquered glass

Nobilitato Vetro specchiato
Melamine Mirrored glass

Laccato Vetro specchiato
Lacquered Mirrored glass

Stampa digitale
Digital print

Taglio in altezza
Height cut

SIDE maniglia in legno
SIDE wooden handle

solo finitura laccato
lacquered finish only

L W	A H	P D
0,8	11,0	4,0
0,8	20,0	4,0
0,8	110,0	4,0

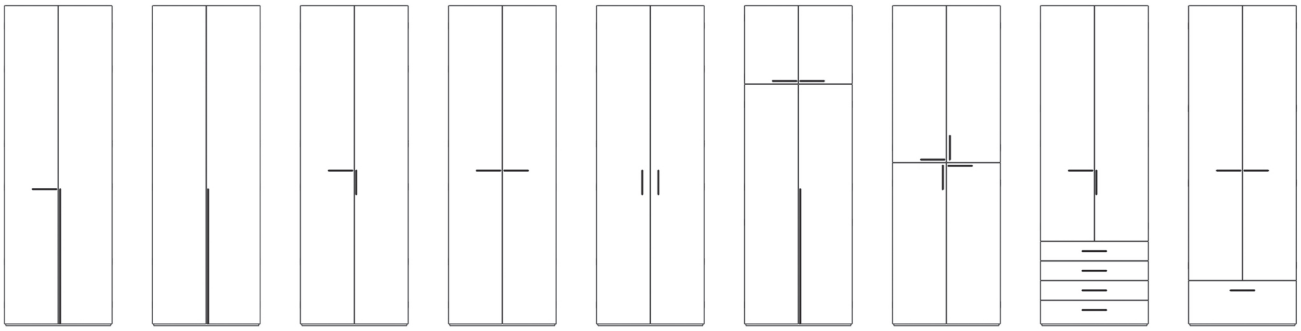

MANIGLIE
HANDLES

Maniglie ad incasso
Recessed handles

Le maniglie vengono posizionate di default con centro foro maniglia ad altezza 116,7 cm, su richiesta è possibilie il posizionamento personalizzato.
The handles are positioned at height 116,7 cm from floor till the centre of the handle, on request it is possible to customize their position.

	L W	A H	P D	Codice Code
Maniglia ad incasso circolare Recessed circular handle				
Fondo bianco White back **Bordo alluminio** Aluminium border	3,5	3,5	1,6	**PX06A**
consigliata per cassetti, comodini, scale e pedane advisable for drawers, night tables, stairs and bases				
Fondo bianco White back **Bordo bianco** White border	3,5	3,5	1,6	**PX06B**
consigliata per cassetti, comodini, scale e pedane advisable for drawers, night tables, stairs and bases				
Maniglia ad incasso Ø 3,5 Recessed handle Ø 3,5				
Maniglia ad incasso circolare Recessed circular handle				
Fondo bianco White back **Bordo alluminio** Aluminium border	5,2	5,2	1,6	**PX07A**
consigliata per cassetti, comodini, scale e pedane advisable for drawers, night tables, stairs and bases				
Fondo bianco White back **Bordo bianco** White border	5,2	5,2	1,6	**PX07B**
consigliata per cassetti, comodini, scale e pedane advisable for drawers, night tables, stairs and bases				
Maniglia ad incasso Ø 5,2 Recessed handle Ø 5,2				
Maniglia ad incasso rettangolare con presa Rectangular recessed handle with grip **consigliata per cassetti o comodini** advisable for drawers or night tables	5,2	5,2	1,5	**PX08**
Maniglia ad incasso rettangolare con presa Recessed rectangular handle with grip	19,4	5,2	1,5	**PX09**

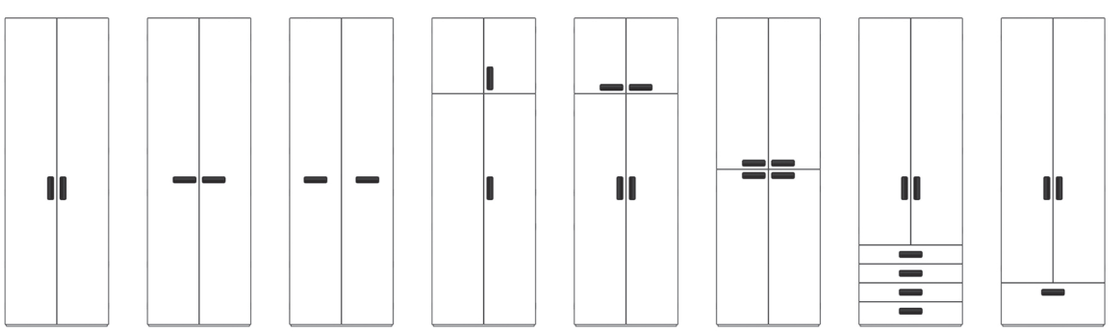

MANIGLIE
HANDLES

Maniglie ad incasso
Recessed handles

Le maniglie vengono posizionate di default con centro foro maniglia ad altezza 116,7 cm, su richiesta è possibilie il posizionamento personalizzato.
The handles are positioned at height 116,7 cm from floor till the centre of the handle, on request it is possible to customize their position.

A

Bordo laccato
Lacquered border

Fondo laccato
Lacquered back

Nella maniglia A fondo e bordo stessa finitura di laccato
In handle A same lacquered finish for both back and border

Maniglia ad incasso
Recessed handle

L W	A H	P D	Codice Code
4,0	8,0	1,5	**PX25LL**
4,0	20,0	1,5	**PX26LL**
4,0	40,0	1,5	**PX27LL**
4,0	80,0	1,5	**PX28LL**
4,0	120,0	1,5	**PX29LL**

B

Bordo laccato
Lacquered border

Fondo nobilitato
Melamine back

Nella maniglia B il bordo è realizzabile in tutti i colori di laccato e il fondo in tutte le finiture di nobilitato
In handle B the border can be realized in all the lacquered colours and the back in all the melamine finishes

Maniglia a incasso
Recessed handle

4,0	8,0	1,5	**PX25LN**
4,0	20,0	1,5	**PX26LN**
4,0	40,0	1,5	**PX27LN**
4,0	80,0	1,5	**PX28LN**
4,0	120,0	1,5	**PX29LN**

C

Bordo laccato
Lacquered border

Fondo essenza
Wood back

Nella maniglia C il bordo è realizzabile in tutti i colori di laccato e il fondo in tutte le finiture essenza
In handle C the border can be realized in all lacquered colours and the back in all wood finishes

Maniglia a incasso
Recessed handle

4,0	8,0	1,5	**PX25LE**
4,0	20,0	1,5	**PX26LE**
4,0	40,0	1,5	**PX27LE**
4,0	80,0	1,5	**PX28LE**
4,0	120,0	1,5	**PX29LE**

MANIGLIE
HANDLES

Maniglie ad incasso
Recessed handles

Le maniglie vengono posizionate di default con centro foro maniglia ad altezza 116,7 cm, su richiesta è possibilie il posizionamento personalizzato.
The handles are positioned at height 116,7 cm from floor till the centre of the handle, on request it is possible to customize their position.

PX25 consigliata per cassetti o comodini
advisable for drawers or night tables

PX26

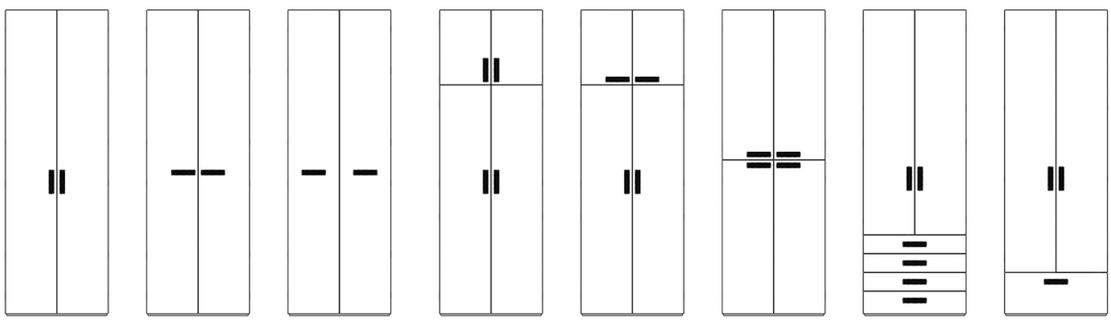

PX27

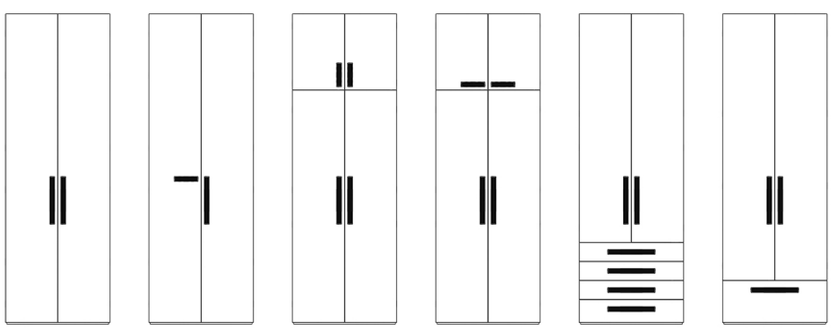

PX28

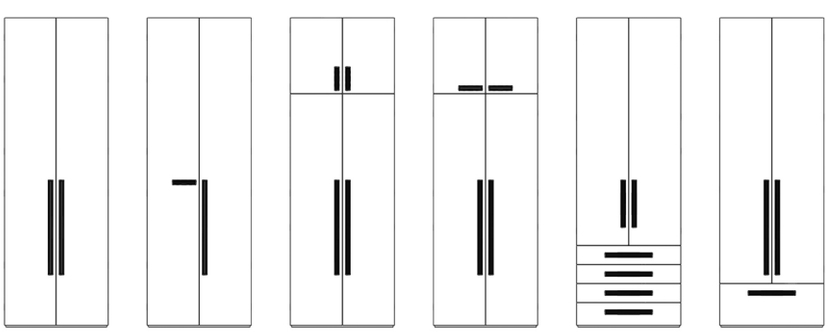

PX29

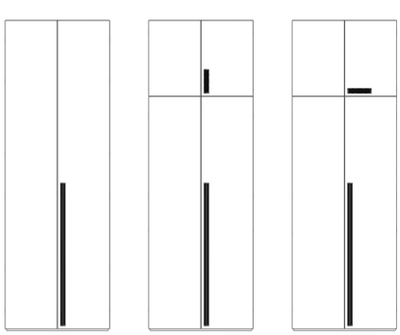

CODE LIGHT

Esempio di configurazione
Configuration example

Configurazione su armadio in nobilitato BIANCO con fasce decorative in laccato o nobilitato e fasce in vetro, in finitura laccato colore AVIO e YELLOW ROSE.

Configuration on wardrobe BIANCO melamine with melamine or lacquered decorative strips and glass decorative strips, in AVIO and YELLOW ROSE lacquered finish.



CODE LIGHT

Fascia decorativa verticale per anta
Vertical decorative strip for door

Nel caso di anta con CODE LIGHT, utilizzare obbligatoriamente l'apertura push-pull
In case of door with LIGHT CODE, compulsory use the push-pull opening

Fascia in vetro spessore 0,4 cm, fascia in legno spessore 1,2 cm
Glass strip thickness 0,4 cm, wood strip thickness 1,2 cm

CODE LIGHT solo per armadi lineari
CODE LIGHT for linear wardrobe only

Codice Code		
PM73L	L/W 12,0	A/H 227,1
PM73V	L/W 12,0	A/H 227,1
PM74L	L/W 12,0	A/H 259,1
PM74V	L/W 12,0	A/H 259,1
PM71L	L/W 20,0	A/H 227,1
PM71V	L/W 20,0	A/H 227,1
PM72L	L/W 20,0	A/H 259,1
PM72V	L/W 20,0	A/H 259,1

CODE LIGHT

Esempio di configurazione
Configuration example

La fascia decorativa verticale CODE LIGHT permette di creare un gioco di spessori con nobilitato e laccato sp. 1,2 cm e vetro sp. 0,4 cm.

CODE LIGHT vertical decorative strip allow to play with thickness, melamine or lacquered th. 1,2 cm and glass th. 0,4 cm.



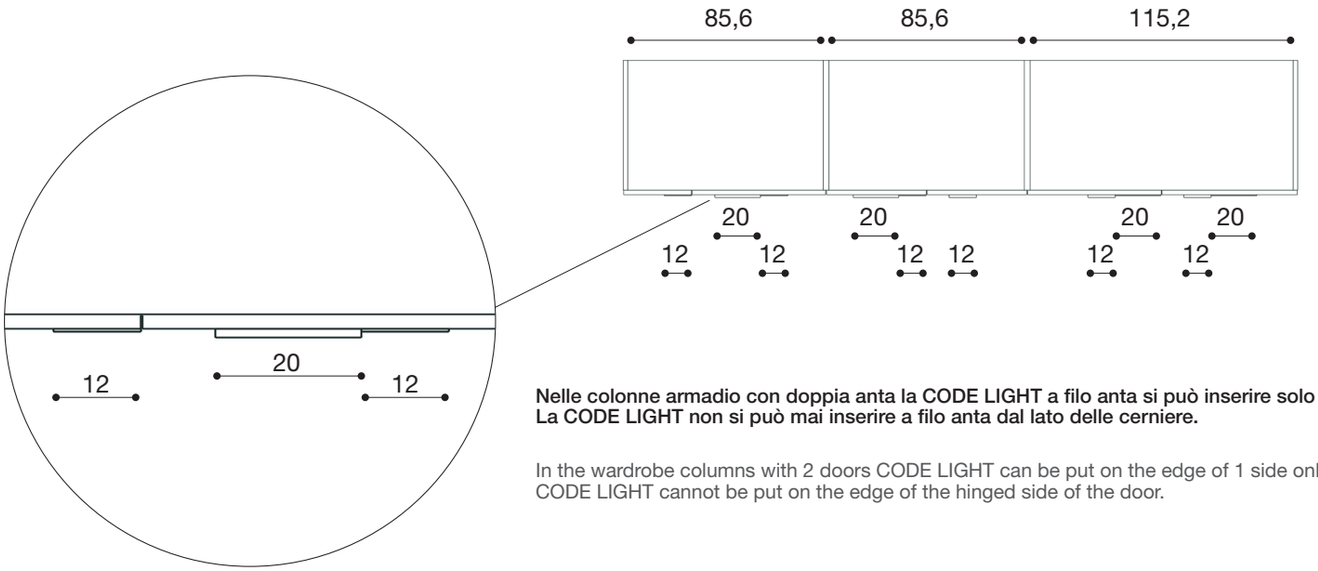

Nelle colonne armadio con doppia anta la CODE LIGHT a filo anta si può inserire solo da un lato. La CODE LIGHT non si può mai inserire a filo anta dal lato delle cerniere.

In the wardrobe columns with 2 doors CODE LIGHT can be put on the edge of 1 side only. CODE LIGHT cannot be put on the edge of the hinged side of the door.

MANIGLIE
HANDLES

Apertura push-pull e serrature
Push-pull opening and locks

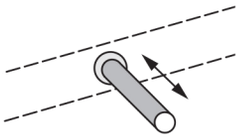

Apertura push-pull
Push-pull opening

Il push-pull va montato solo con ripiani profondità 54,9 cm e, per un funzionamento ottimale, posizionato al centro del vano utile.
The push-pull opening must be installed on 54,9 cm depth shelves and, for the optimal use, it have to be positioned on the center of the block.

UTILIZZABILE ESCLUSIVAMENTE PER ANTE
TO BE USED FOR DOORS ONLY

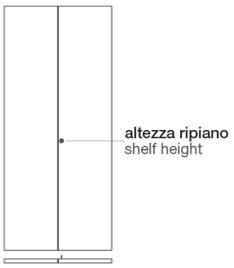

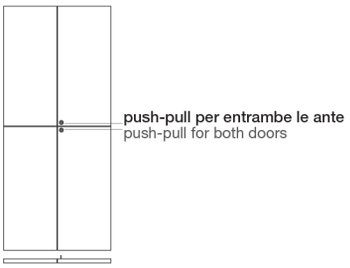

Serratura ad asta
Rod locks

UTILIZZABILE ESCLUSIVAMENTE PER ANTE LEGNO
TO BE USED FOR WOODEN DOORS ONLY

Serratura a cilindro
Cylinder lock

cifratura uguale
same coding

UTILIZZABILE PER ANTE E CASSETTI
TO BE USED FOR DOORS AND DRAWERS